

52MC

TECHNICAL SPECIFICATIONS



Life. Style. Sailing.

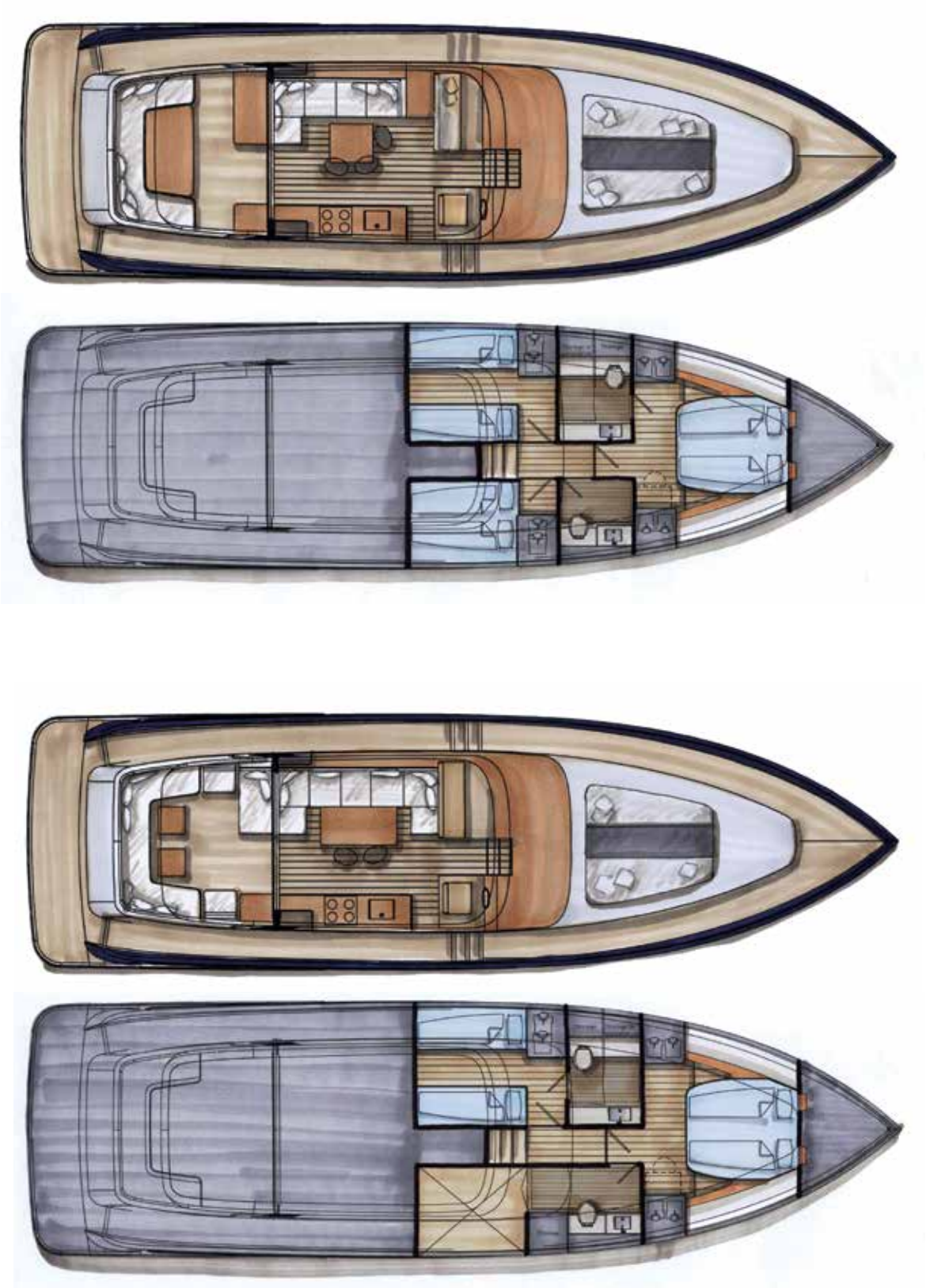
| 42CS | 45CS | 50CS | 57CS | 62CS | 72CS | | 52MC |

Synthesising over half a century of experience with the very latest technologies, Contest Yachts builds highly sophisticated vacuum infused composite sailing yachts for owners who appreciate only the best. Premium Dutch quality, high-end interiors and superior handling are the hallmarks of each and every Contest. The family-owned yard builds its Lloyds-approved performance cruisers entirely in-house.



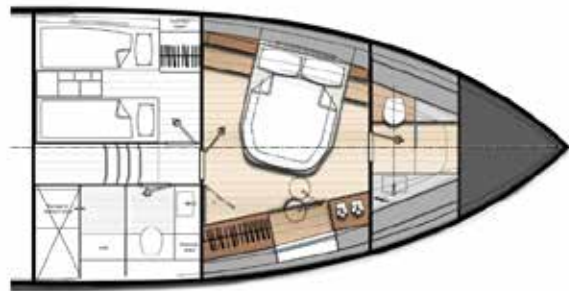
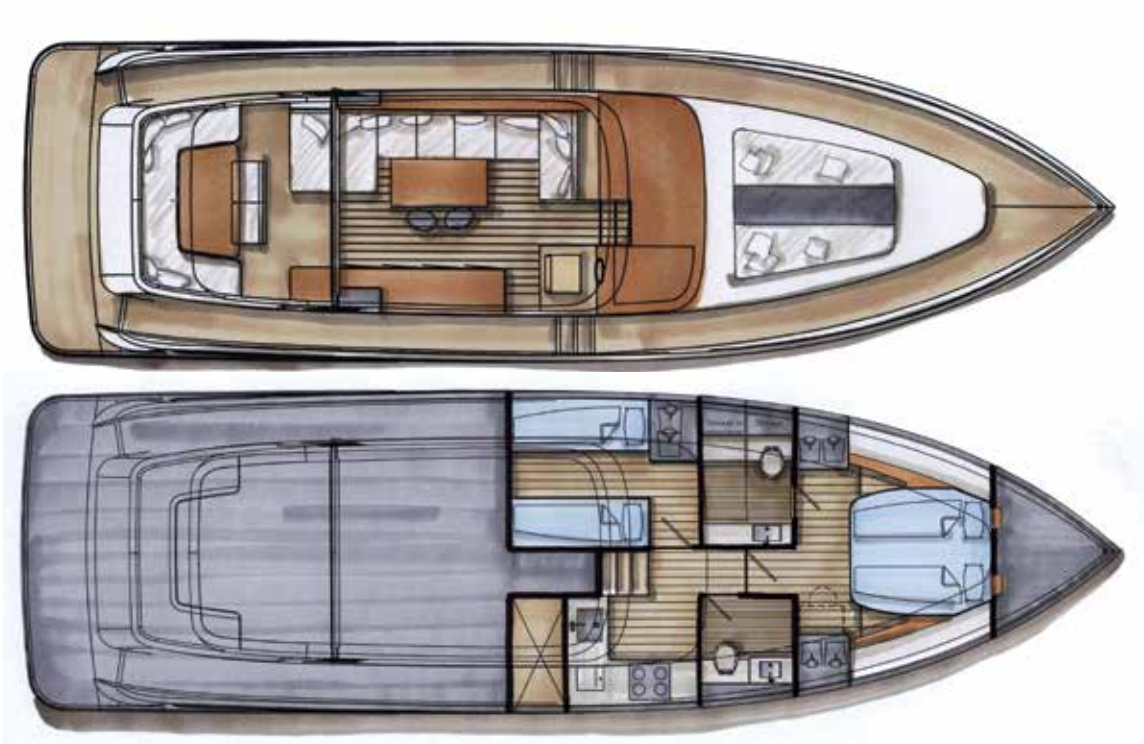
1

INTERIOR LAYOUT



1

INTERIOR LAYOUT





MAIN DIMENSIONS

▶ Length overall	15.93 m	52.26 ft
▶ Length waterline	14.60 m	47.9 ft
▶ Maximum beam	4.60 m	15.09 ft
▶ Draft	0.85 m	2.79 ft
▶ Displacement (standard version)	16,600 kg	36,596 lbs
▶ Fuel tank	1,800 ltr	395.95 imp. gal.
▶ Water tank	700 ltr	153.98 imp. gal.
▶ Engines, Cummins	2 x 225 kW	2 x 305 hp

Maximum height above waterline:

▶ 52MC	2.88 m	9.45 ft
▶ 52MC Open Sport	2.88 m	9.45 ft
▶ 52MC Flybridge	3.74 m	12.27 ft

CONSTRUCTION

3.1 GENERAL

Hull and deck are made of high quality materials. Several interior arrangements are available within the structural bulkheads and keel grid.

3.2 HULL

- ▶ Hull in sandwich, vacuum infused composite with the Conyplex vacuum infusion system®.
- ▶ Laminate consisting of quadrax and biaxial E-glass for inner and outer skins, infused with vinylester resin.
- ▶ Local unidirectional E-glass reinforcements.
- ▶ Solid laminate in structural areas like the engine and shaft area.
- ▶ First layer after gelcoat is a special barrier coat.
- ▶ Structural bulkheads fully laminated to hull and deck.
- ▶ Teak toe rail capping, integrated rubbing strake.
- ▶ Two year warranty.
- ▶ Hull: gelcoat white.
- ▶ Stripe and waterlines: dark blue.
- ▶ Antifoul: 2 layers.
- ▶ Flush hull windows.

3.3 DECK

- ▶ Deck in sandwich, vacuum infused composite with the Conyplex vacuum infusion system®.
- ▶ Deck: gelcoat white.
- ▶ Laminate consisting of quadraxial and biaxial E-glass for inner and outer skins.
- ▶ Local unidirectional E-glass reinforcements.
- ▶ Solid laminate in structural areas where deck equipment is fitted.

3.4 BULKHEADS

- ▶ Vacuum infused composite structural bulkheads in sandwich, using the Conyplex vacuum infusion system®.
- ▶ Vacuum infused composite several longitudinals in sandwich, using the Conyplex vacuum infusion system®.

3.5 RUDDER

- ▶ Stainless steel rudder.
- ▶ Stainless steel rudder axe.

4

DECK LAYOUT

4.1 COCKPIT

- ▶ Large aft cockpit.
- ▶ Garage below the cockpit floor. Reachable from the cockpit and transom.

4.2 HATCHES AND WINDOWS

- ▶ Flush deck hatch.
- ▶ Flush port lights.
- ▶ Glass chemical hardened, laminated windows in superstructure.
- ▶ Screen wipers on windows in superstructure.

4.3 DECK HARDWARE AND EQUIPMENT

- ▶ Stainless steel 316 stem head fitting.
- ▶ Stainless steel 316 guard rails.
- ▶ Stainless steel 316 bathing ladder.
- ▶ Stainless steel 316 deck fillers.
- ▶ Stainless steel 316 anti chafe rails below mooring cleats.
- ▶ Stainless steel 316 mooring cleats; two cleats with two fairleads forward, two cleats amidships, two cleats aft and two fairleads on stern.
- ▶ Flagpole with stainless steel 316 support and flag.
- ▶ One yellow lifebuoy in stainless steel 316 supports fitted in deck locker.
- ▶ Two teak cockpit tables with stainless steel 316 support and canvas cover.
- ▶ Boat hook in aluminium.
- ▶ Six fenders with socks and ropes.
- ▶ Six 25 m 18 mm mooring warps.

4.4 ANCHOR SYSTEM

- ▶ Electric anchor winch, including remote control.
- ▶ 20 kg Delta anchor with 50 m galvanised 10 mm anchor chain.
- ▶ Anchor chain marked each 10 m.

4.5 STEERING SYSTEM

- ▶ Hydraulic dual cylinder power steering system.
- ▶ Compass.

5

INTERIOR

5.1 GENERAL

As with all Contest Yachts, the interior will be fully made at our own yard in Medemblik with great attendance to flexibility and detailing.

5.2 STANDARD FEATURES

- ▶ Teak joinery.
- ▶ Light oak floor.
- ▶ Matt varnished.
- ▶ White painted teak and matt varnished teak side panelling.
- ▶ Padded panels in fore cabin.
- ▶ Rollo's at all hatches.
- ▶ Chrome fittings throughout.
- ▶ Shower stalls with on handle mixer valves.
- ▶ Teak doors 30 mm with anti-rattle door locks.
- ▶ CORIAN colour "Linen" worktops in galley with 2 moulded CORIAN washbasins.
- ▶ CORIAN colour "Linen" tops in each head with moulded CORIAN washbasins.
- ▶ Design taps.
- ▶ Four zone 60 cm ceramic hob (two zones available on inverter, four zones on shore power) including microwave/oven.
- ▶ Quality upholstery, colour to owners' choice.
- ▶ Quality curtains for portholes and skylight hatches.
- ▶ Overhead lights in all cabins with wall switches.
- ▶ 230V sockets.
- ▶ Dimmers on overhead lights in saloon.
- ▶ Radio/CD player in saloon.
- ▶ Careful noise reduction throughout.
- ▶ Engine room well insulated.
- ▶ Sprung slats in master cabin.
- ▶ 7-zone latex mattresses in all cabins.
- ▶ 36-set (6 persons) of Contest Yachts porcelain crockery stowed in teak fittings.
- ▶ 24-set (6 persons) of drinking glasses and bottle stowage in bar.
- ▶ Teak cup and mug holder.
- ▶ Garbage bin.
- ▶ Extensive mirrors in both heads.
- ▶ Sliding door to aft cockpit.

6

SYSTEMS & EQUIPMENT

6.1 ENGINE

- ▶ 2 x Cummins QSB5.9 305HP.
- ▶ Indirect cooling.
- ▶ Hurtz ZF 85A hydraulic gearbox.
- ▶ 2x24V/80A (starter battery, service batteries and bow thruster batteries).
- ▶ Engine panel fitted in dashboard including rev. counter, oil pressure- temperature- and charge alarm, start and stop buttons.
- ▶ Sump on fuel tanks with drain pump.
- ▶ Water-cooled exhaust.
- ▶ Stainless steel propeller shafts with thrust bearing and homokinetic coupling.
- ▶ Fixed propellers.
- ▶ Engine room insulated with combined drone- and sound absorbing insulation.
- ▶ Engine room ventilation by electric ventilator.
- ▶ Air intakes/ ventilation grills on the deck for engine compartment cooling.

6.2 ADDITIONAL PROPULSION SYSTEMS

- ▶ Electric bow thruster.
- ▶ Trim tabs.

6.3 FUEL SYSTEM

- ▶ Fuel tanks total capacity 1.800 litres
- ▶ Sump on fuel tanks with drain pump
- ▶ SEPAR water separators and fuel filters. Acoustic and visual "water in fuel"-alarm.
- ▶ Electric tank level gauge.

6.4 FRESH WATER SYSTEM

- ▶ Pressurized hot & cold water system; tank capacity 700 litres.
- ▶ Mixer taps in galley and showers.
- ▶ Transom shower.
- ▶ Boiler stainless steel 316 1 x 40 litres with double exchanger to engine and heater (optional) and 230V element.
- ▶ Electric tank level gauge.

6.5 BILGE SYSTEM

- ▶ Electric bilge pump in sump, with automatic switch and manual backup.
- ▶ Electric bilge pump in engine room with manual backup.
- ▶ Electric bilge pump in storage room with automatic switch and manual backup.
- ▶ Electric bilge pump in forward cabin with manual backup.

6.6 BLACK & GREY WATER SYSTEM

- ▶ Two electric flush seawater toilet.
- ▶ Waste water tank.
- ▶ Indicator on black water tank.
- ▶ Two shower stalls with automatic drain.
- ▶ Grey water system with collection tank and automatic discharge.

6.7 REFRIGERATION SYSTEM

- ▶ Refrigerator.

6.8 SAFETY EQUIPMENT

- ▶ Three foam fire extinguishers 2 kg.
- ▶ Fire blanket.
- ▶ Fire extinguish system in engine room.

7

ELECTRICAL SYSTEMS

7.1 AC/DC SYSTEMS

- ▶ 24VDC and 230VAC system on board.
- ▶ Dedicated technical area for switches and fuses.
- ▶ 4 x 200Ah gel service batteries; total capacity 400Ah @ 24VDC.
- ▶ 4 x 50Ah starter batteries; total capacity 2 x 100Ah @ 24VDC.
- ▶ 4 x 90Ah AGM bow thruster batteries; total capacity 90Ah @ 24VDC.
- ▶ 2 x starter battery chargers.
- ▶ 2 x power battery chargers.
- ▶ Combi inverter/charger 24VDC-230VAC/4000W/120A.
- ▶ Inverters 24VDC-12VDC.
- ▶ 230VAC shore power connection, including cable 25 m with CE connector.
- ▶ Shore power isolation transformer 7.0 kW (32A) and earth trip switch.
- ▶ 10 x 230VAC sockets.
- ▶ All seacocks under the waterline are grounded.

7.2 MAIN SWITCHBOARD

- ▶ 10.4" touch screen system monitoring.
- ▶ All main switches situated at the touch screen.
- ▶ All navigation lights operated from the touch screen.
- ▶ Tank level gauges situated at the touch screen.
- ▶ Alarms on touch screen and secondary for:
 - Running bilge pump
 - Water in fuel
 - Battery level
 - Black water

7.3 NAVIGATION INSTRUMENTS

- ▶ Raymarine I70+ multifunction display.
- ▶ Raymarine I70+ speed and depth transducers.
- ▶ Raymarine VHF Radio Ray240E DSC class D.

OWNERS MANUAL


CERTIFICATION

- ▶ The boat is CE certified category A (unlimited ocean voyages).

The information contained in this specification is subject to change without prior notification.

Extra equipment may influence the standard specification. Specifications may be altered at any time without prior notice.

Contest Yachts, January 2014/01



THE CONTEST RANGE

42CS



MAIN DIMENSIONS

▶ Length overall	12.85 m	42.15 ft
▶ Maximum beam	4.15 m	13.61 ft
▶ Displacement	11,000 kg	24,251 lbs
▶ Draft keel standard	2.20 m	7.21 ft
▶ Draft keel shallow	1.80 m	5.90 ft
▶ Mast height above waterline	22.09 m	72.5 ft
▶ Main sail	57m2	613.54 ft2
▶ Genoa 108%	47m2	505.90 ft2
▶ Fuel tank	250 ltr	54.95 imp. gal.
▶ Water tank	480 ltr	105.59 imp. gal.
▶ Engine, Yanmar	40 kW	54 hp

45CS



MAIN DIMENSIONS

▶ Length overall	13.70 m	44.9 ft
▶ Length waterline	11.64 m	38.19 ft
▶ Maximum beam	4.10 m	13.3 ft
▶ Displacement	13,500 kg	29,760 lbs
▶ Draft bulb keel	1.95 m	6.40 ft
▶ Ballast bulb keel	5,100 kg	11,244 lbs
▶ Mast height above waterline	21.08 m	68.9 ft
▶ Main sail	54 m2	581 ft2
▶ Genoa 109%	49 m2	527 ft2
▶ Fuel tank	286 ltr.	63 imp. gal.
▶ Water tank	430 ltr.	94.5 imp. gal.
▶ Engine, Yanmar	55.3 kW	75 hp

50CS



MAIN DIMENSIONS

▶ Length overall	14.99 m	49.18 ft
▶ Length waterline	13.13 m	43.08 ft
▶ Maximum beam	4.58 m	15.03 ft
▶ Displacement	17,500 kg	38,580 lbs
▶ Draft bulb keel	2.15 m	7.05 ft
▶ Ballast bulb keel	6,100 kg	13,445 lbs
▶ Mast height above waterline	23.55 m	77.3 ft
▶ Main sail	67 m2	723 ft2
▶ Genoa 114%	58 m2	616 ft2
▶ Fuel tank	638 ltr.	140 imp. gal.
▶ Water tank	714 ltr.	158 imp. gal.
▶ Engine, Yanmar	81 kW	110 hp

57CS



MAIN DIMENSIONS

▶ Length overall	17.23 m	56.5 ft
▶ Length waterline	15.55m	51.0 ft
▶ Maximum beam	5.12 m	16.8 ft
▶ Displacement	27,900 kg	61,508 lbs
▶ Draft bulb keel	2.49 m	8.17 ft
▶ Ballast bulb keel	10,900 kg	24,030 lbs
▶ Mast height above waterline	27.31 m	89.6 ft
▶ Main sail	101 m2	1,087 ft2
▶ Genoa 112%	84 m2	904 ft2
▶ Fuel tank	931 ltr	204.80 imp. gal
▶ Water tank	900 ltr	197.97 imp. gal.
▶ Engine, Perkins	111 kW	150 hp

62CS



MAIN DIMENSIONS


▶ Length overall	19.18 m	63.9 ft
▶ Length waterline	16.80 m	55.1 ft
▶ Maximum beam	5.45 m	17.9 ft
▶ Displacement	31,100 kg	68,563 lbs
▶ Draft standard keel	2.65 m	8.69 ft
▶ Draft shoal keel	2.20 m	7.22 ft
▶ Ballast standard keel	11,500 kg	25,353 lbs
▶ Ballast shoal keel	12,000 kg	26,455 lbs
▶ Mast height above waterline	29.21 m	95.8 ft
▶ Main sail	108 m2	1,162 ft2
▶ Genoa 110%	93 m2	1,001 ft2
▶ Fuel tank	1,695 ltr	372.86 imp. gal
▶ Water tank	1,634 ltr	359.44 imp. gal.
▶ Engine, Perkins	138 kW	190 hp

72MC



MAIN DIMENSIONS

▶ Length overall	21.80 m	71.5 ft
▶ Length waterline	18.99m	62.3 ft
▶ Maximum beam	5.70 m	18.7 ft
▶ Displacement	44,300 kg	97,664 lbs
▶ Draft bulb keel	2.80 m	9.18 ft
▶ Ballast bulb keel	16,500 kg	36,376 lbs
▶ Mast height above waterline	31.20 m	102.3 ft
▶ Main sail	133 m2	1,431 ft2
▶ Genoa 111%	129 m2	1,388 ft2
▶ Fuel tank	1,700 ltr	373.94 imp. gal
▶ Water tank	1,600 ltr	351.95 imp.gal
▶ Engine, Perkins	161 kW	216 hp



You will find Contest yachts riding at anchor or snug in harbour in every corner of the globe. Some were sailed to their idyll in the sun were by experienced sailors with tens of thousands of miles under their keels, while others were brought safely across oceans by owners new to the fulfillment and adventure of bluewater cruising.

What unites them is an appreciation for the care and expertise that go into a Contest to ensure that she is comfortable, reliable, enjoyable and secure, no matter whether exploring your local waters or pursuing the dream of a circumnavigation. We build our boats to bring out the sheer pleasure of being on the water. We invite you to share that pleasure, to share our passion.

Contest Yachts

Overleek 5

1671 GD Medemblik

The Netherlands

tel +31 (0)227 543 644

fax +31 (0)227 543 648

info@contestyachts.com

www.contestyachts.com

